



Quarterly

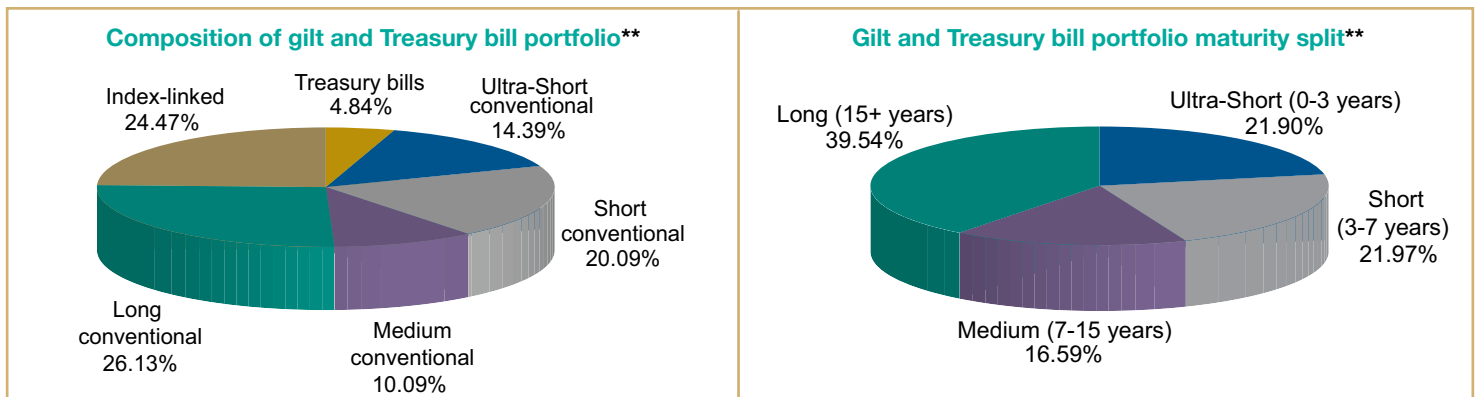
REVIEW

Details of the Gilt and Treasury bill portfolio at 30 September 2015

Portfolio summary statistics	30 June 2015		30 September 2015	
	Gross	Net*	Gross	Net*
Nominal value of the gilt and Treasury bill portfolio - including inflation uplift	£1,529.72bn	£1,402.36bn	£1,521.63bn	£1,401.07bn
Nominal value of the gilt portfolio - including inflation uplift	£1,458.43bn	£1,331.07bn	£1,448.02bn	£1,327.46bn
• Conventional gilts - inc. undated gilts	£1,090.82bn	£974.31bn	£1,075.74bn	£965.96bn
• Index-linked gilts	£367.61bn	£356.75bn	£372.28bn	£361.50bn
Market value of the gilt and Treasury bill portfolio	£1,846.29bn	£1,688.19bn	£1,877.86bn	£1,723.17bn
Market value of the gilt portfolio	£1,775.07bn	£1,616.97bn	£1,804.32bn	£1,649.64bn
• Conventional gilts - inc. undated gilts	£1,281.36bn	£1,137.24bn	£1,295.04bn	£1,154.36bn
• Index-linked gilts	£493.71bn	£479.73bn	£509.28bn	£495.28bn
Market value weighted average portfolio yield:				
• Conventional gilts - inc. undated gilts	1.83%	1.82%	1.63%	1.62%
• Index-linked gilts	-0.84%	-0.84%	-0.91%	-0.90%
Market value weighted average portfolio maturity - inc. TBills:	15.68 years	15.82 years	16.17 years	16.29 years
Market value weighted average portfolio maturity - exc. TBills:	16.30 years	16.51 years	16.82 years	17.01 years
• Conventional gilts - exc. undated gilts	14.15 years	14.10 years	14.74 years	14.68 years
• Index-linked gilts	21.88 years	22.21 years	22.12 years	22.45 years
Market value weighted average portfolio modified duration:				
• Conventional gilts - inc. undated gilts	9.60 years	9.57 years	10.08 years	10.04 years
• Index-linked gilts	20.48 years	20.81 years	20.78 years	21.10 years

These portfolio statistics exclude the £200m UK Sovereign Sukuk issue which was launched on 25 June 2014.

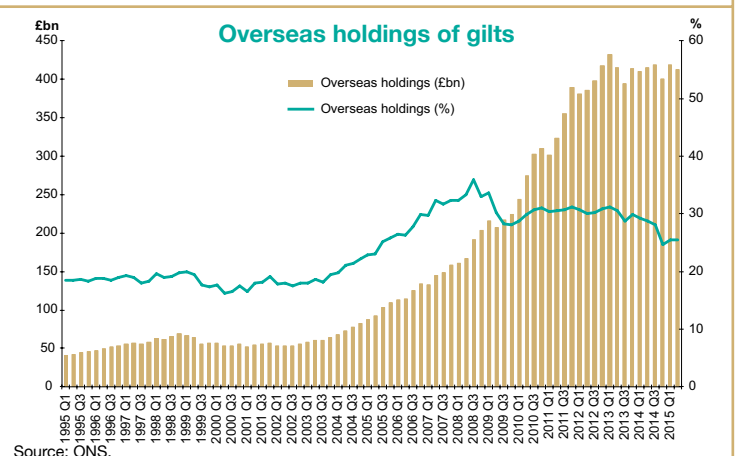
*The 'Net' holdings category excludes gilts held by the DMO.



Distribution of gilt holdings at 30 June 2015 (based on market values)

(£millions) at end	Q1 2015	Q2 2015
Insurance companies and pension funds	477,723	471,467
Overseas	418,900	412,506
Bank of England (Asset Purchase Facility)	407,281	391,365
Other financial institutions and other	138,250	143,064
Monetary Financial Institutions	124,386	120,555
Households	77,118	76,145
Local authorities and public corporations	1,140	1,500
TOTAL	1,644,798	1,616,602

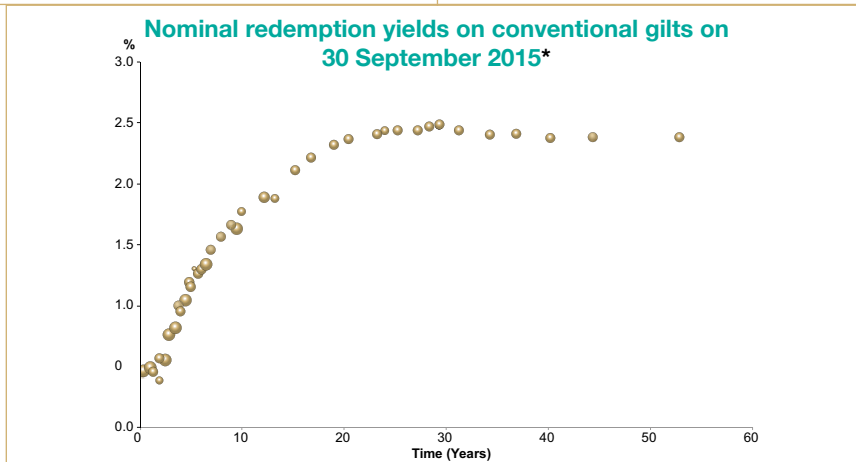
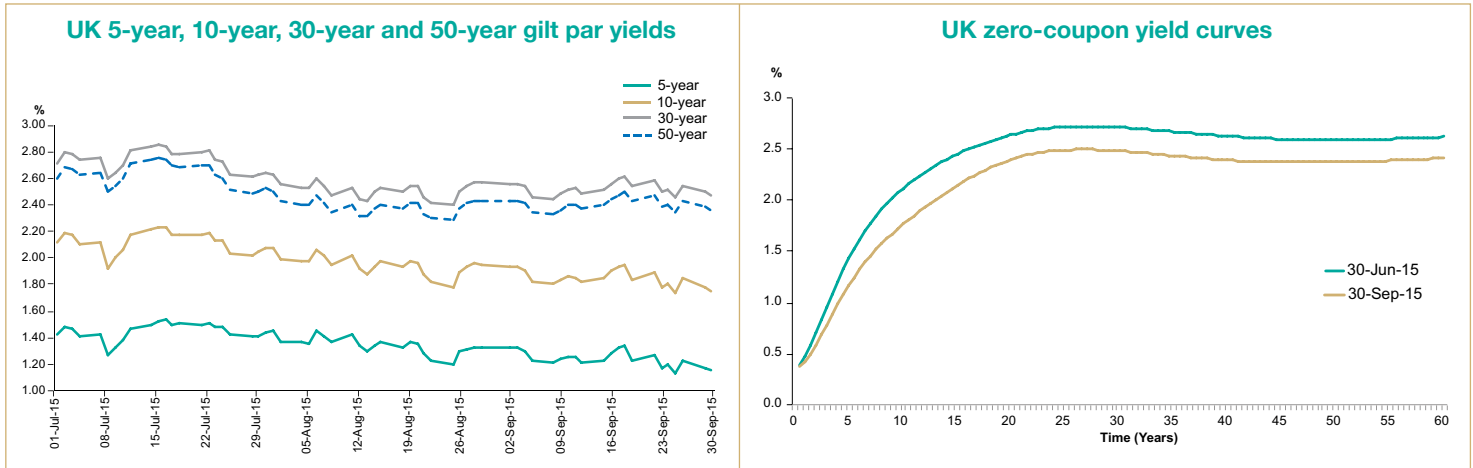
Source: ONS. These figures can be revised retrospectively.
**Monetary Financial Institutions' replaced the 'Banks and 'Building societies' categories in January 2011, and excludes BoE holdings.



Source: ONS.

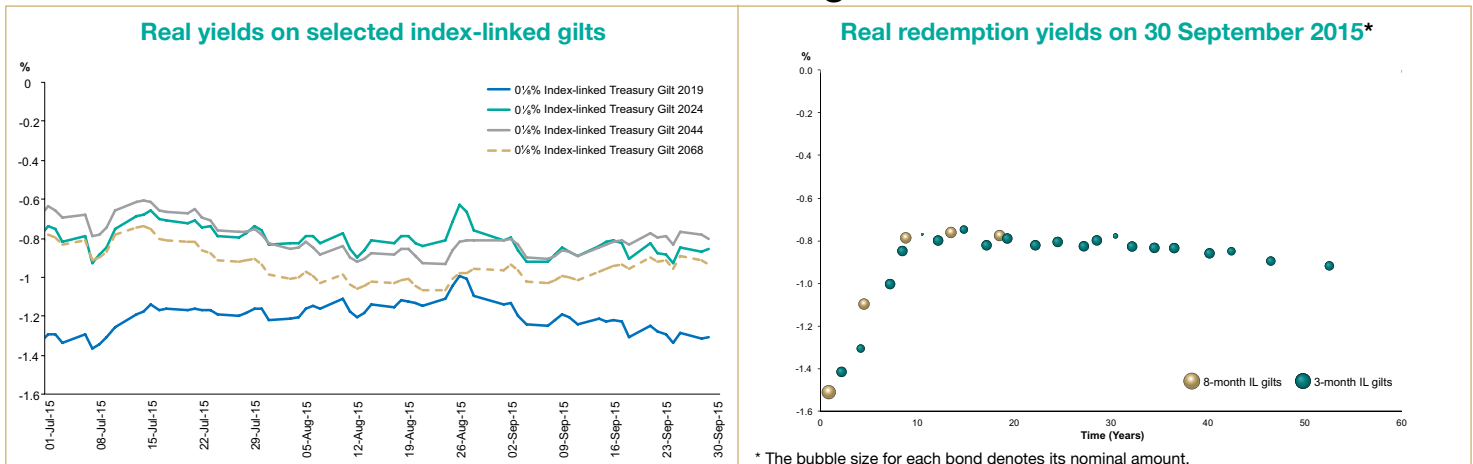
** These are based on uplifted nominal values. Figures in the pie charts may not sum due to rounding.

Conventional gilts

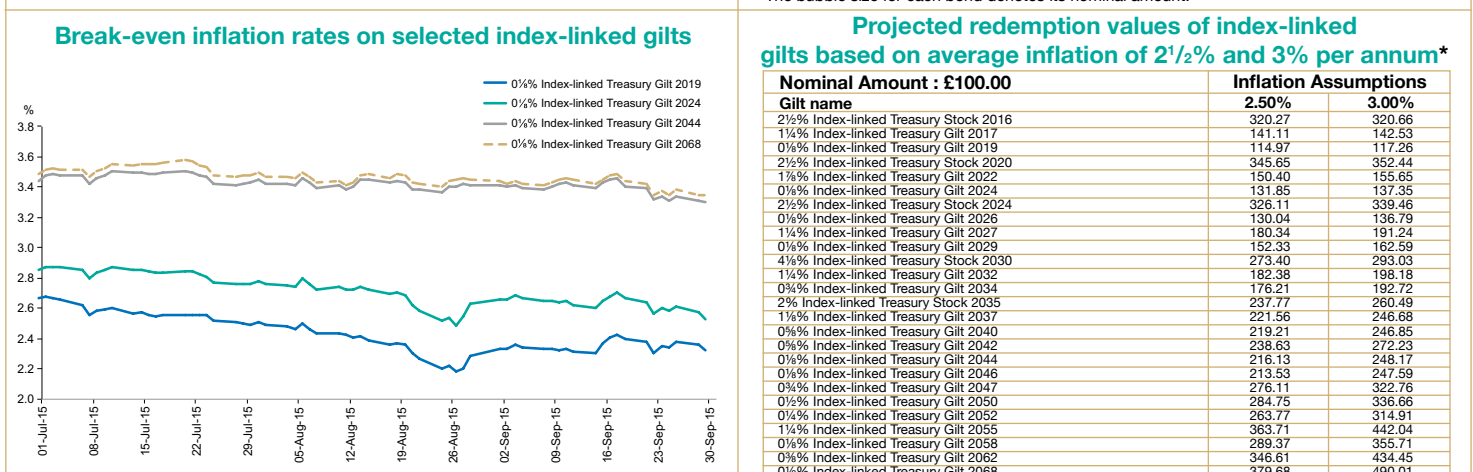


* The bubble size for each bond denotes its nominal amount.

Index-linked gilts



* The bubble size for each bond denotes its nominal amount.



* Using actual value for the August 2015 RPI and projected values for future months

Gilt market flows* (£mn)

	Gross gilt issuance (cash)	Redemptions	Coupons	Net financing from gilts after redemptions and coupons
Apr-14	11,641	-	-253	11,388
May-14	5,412	-	-758	4,654
Jun-14	13,831	-	-7,021	6,810
Jul-14	16,897	-	-3,629	13,268
Aug-14	9,703	-	-480	9,223
Sep-14	8,768	-34,540	-10,743	-36,515
Oct-14	16,436	-	-257	16,179
Nov-14	6,458	-	-639	5,819
Dec-14	7,285	-	-7,172	113
Jan-15	15,923	-27,785	-4,149	-16,011
Feb-15	3,590	-218	-487	2,885
Mar-15	10,476	-1,908	-10,062	-1,494
Apr-15	11,810	-11	-259	11,540
May-15	7,592	-21	-777	6,794
Jun-15	11,795	-	-7,160	4,635
Jul-15	12,892	-383	-4,042	8,467
Aug-15	6,203	-	-482	5,720
Sep-15	13,755	-31,693	-10,290	-28,228
Oct-15	15,423	-7,205	-254	7,963
Nov-15	-	-	-649	-
Dec-15	-	-	-7,217	-

*Figures may not sum due to rounding. Future Coupon flow numbers are for the stock of debt outstanding at end-quarter. Redemption figures are net of official holdings.

2014-15 and 2015-16 financing requirements

(£bn)	2014-15 (outturn)	2015-16 [†] March Budget	2015-16 July Budget
CGNCR exc. NRAM, B&B* and Network Rail**	92.3	85.6	71.6
Gilt Redemptions	64.5	70.2	70.2
Financing for the Official Reserves	12.7	5.3	5.3
Planned short-term financing adjustment	-30.2	-13.1	-13.1
Gross financing requirement	139.2	148.1	134.1
Less			
Contribution from National Savings & Investments	18.2	10.0	10.0
Sukuk	0.2	0.0	0.0
Renminbi	0.3	0.0	0.0
Other financing items***	-1.4	0.2	0.2
Net financing requirement	121.8	137.9	123.9
Gilt sales planned during the year	126.4	130.9	127.4
Change in planned Treasury bill stock	8.5	7.0	-3.5
Change in Ways and Means	0.0	0.0	0.0
DMO net cash position at end of financial year	13.6	0.5	0.5

Figures may not sum due to rounding.

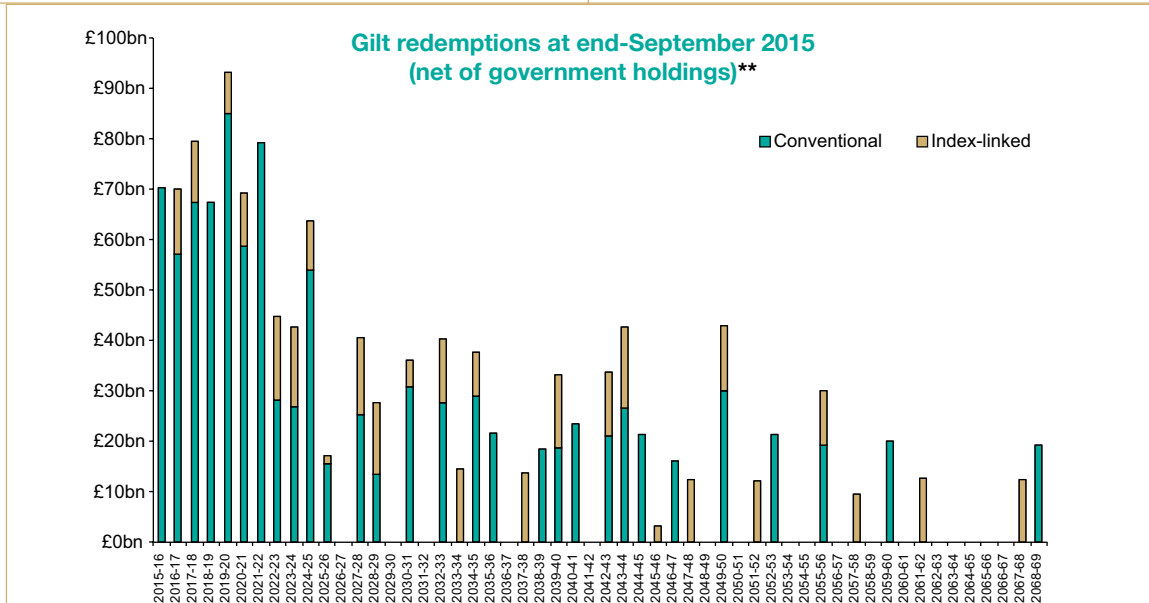
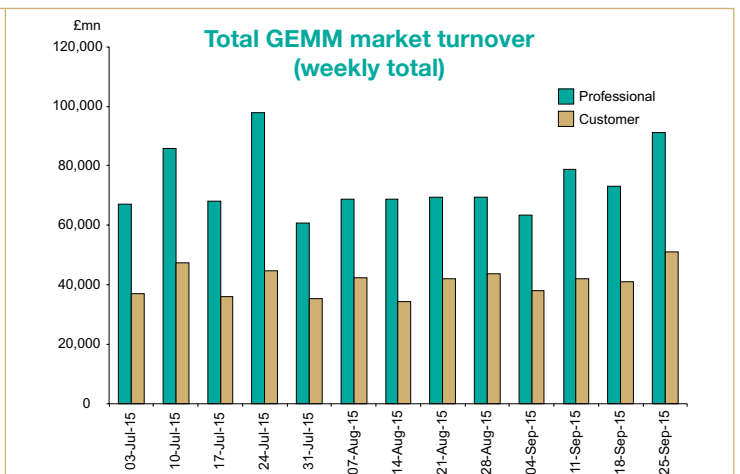
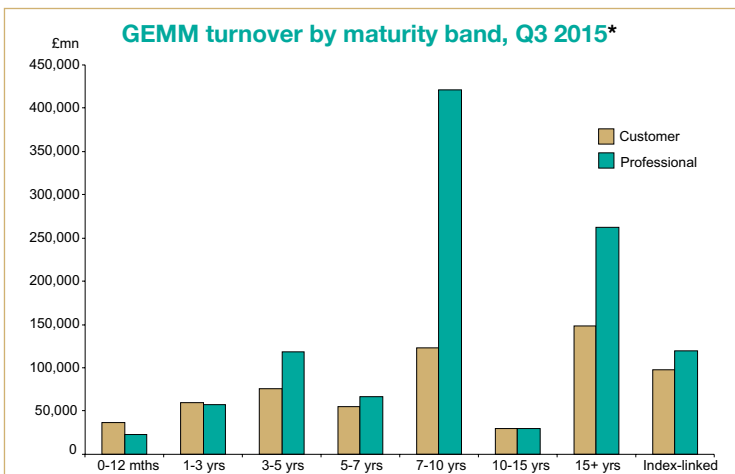
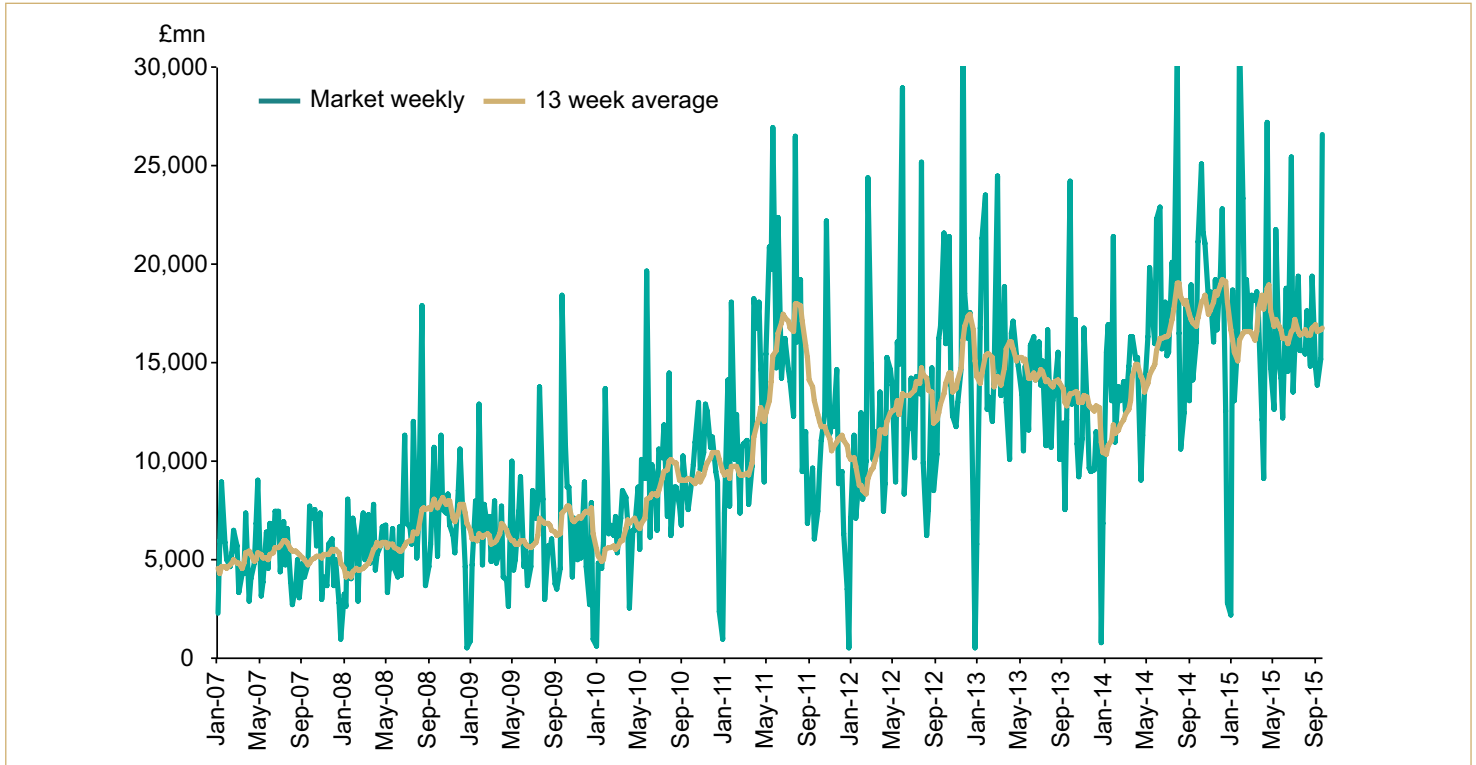
[†] as updated on 23 April 2015.

* Northern Rock Asset Management (NRAM) and Bradford and Bingley (B&B).

** The Exchequer's requirement for financing £6.5bn of lending to Network Rail was included in the CGNCR in April 2014.

*** Includes non-governmental deposits, coinage and Certificates of Tax Deposit. Prior to publication of the end-year outturn in April each year, this financing item will only comprise estimated revenue from coinage.

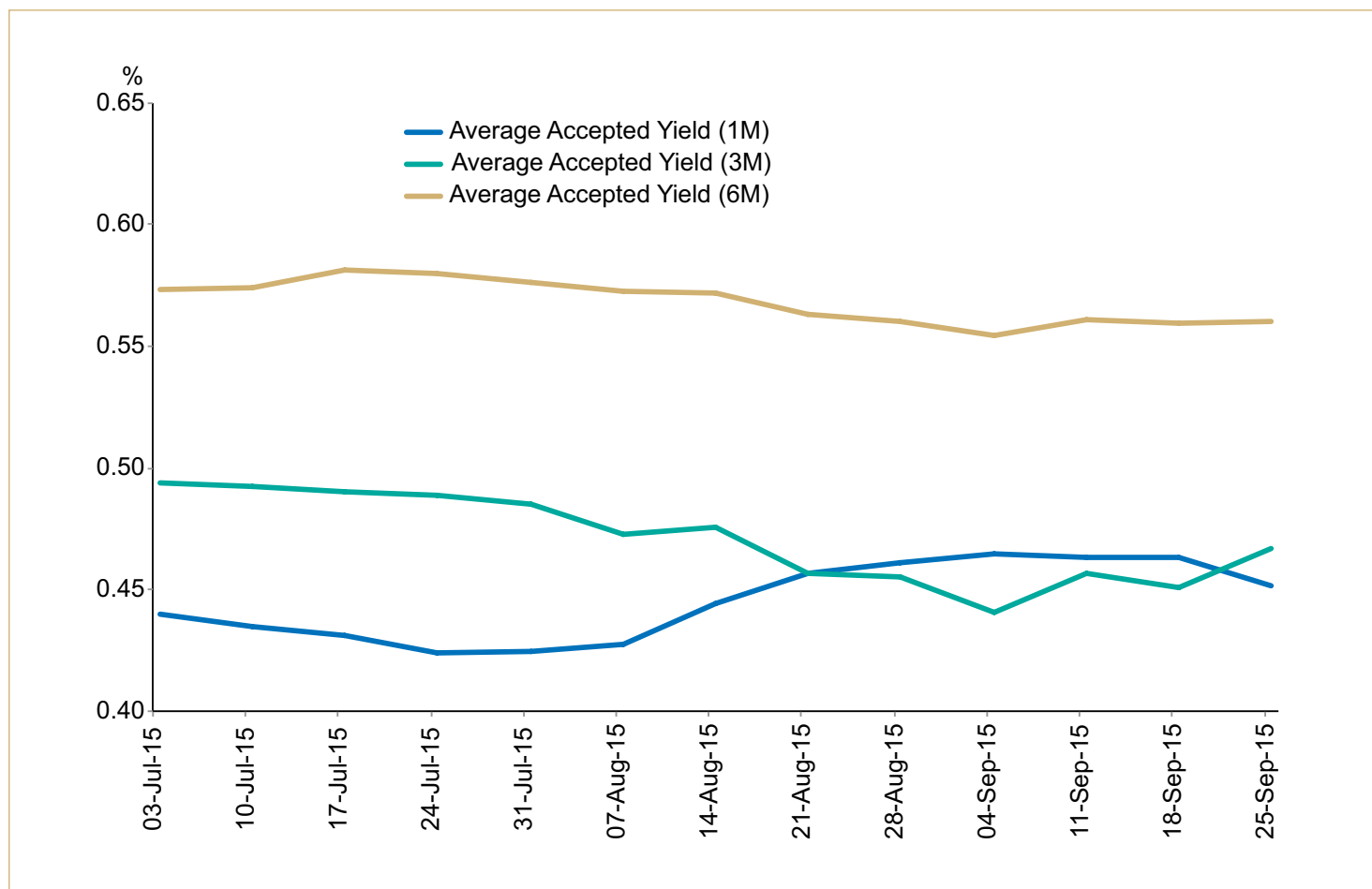
Index-linked gilt market turnover 2007 - 2015



*Professional turnover is defined as turnover with counterparties who are Broker Dealers (BDLs), other Gilt-edged Market Makers (GEMMs), DMO or Bank of England. Customers are all others (including businesses with related entities).

** The redemption totals for index-linked gilts in this chart do not reflect the full value of inflation uplift. They are calculated in a way consistent with the formulation of the Government's financing requirement; i.e. that part of the accrued inflation uplift on any redeeming gilts that represents the return to investors is included in the CGNCR in that redemption year, and the remainder is included in the redemption total for the year in which the relevant gilts redeem. 'Government holdings' is defined as gilts held by the DMO.

Treasury bill tender results July – September 2015



Contacts

Team	Telephone No.	Email
Policy Team	020 7862 6532	policy@dmo.gsi.gov.uk
Markets Team	020 7862 6517	markets@dmo.gsi.gov.uk
Research Team	020 7862 6516	research@dmo.gsi.gov.uk
Press Office	020 7862 6532	pressofficer@dmo.gsi.gov.uk
Web Team	020 7862 6594	webstrategy@dmo.gsi.gov.uk
Public Works Loan Board	020 7862 6610	pwlb@dmo.gsi.gov.uk

Updated data, press releases and other information are available on the DMO website at www.dmo.gov.uk. Please send any queries to one of the email addresses above.

DMO website: Useful links

What's New

http://www.dmo.gov.uk/ceLogon.aspx?page=Press_New&rptcode=D8D

Events calendar

http://www.dmo.gov.uk/ceLogon.aspx?page=Events_Calendar&rptCode=D5J

Gilt market

Gilt prices page

http://www.dmo.gov.uk/index.aspx?page=Gilts/Daily_Prices

Gilts in issue

http://www.dmo.gov.uk/index.aspx?page=Gilts/Gilts_In_Issue

Summary of results from all DMO gilt operations

http://www.dmo.gov.uk/ceLogon.aspx?page=Summary_of_results&rptCode=D2.1prof7

Cash sales versus the remit (updated after each operation)

<http://www.dmo.gov.uk/index.aspx?page=Remit/Information>

Gilt issuance history

http://www.dmo.gov.uk/index.aspx?page=Gilts/Gilts_In_Issue

Overseas holdings data

http://www.dmo.gov.uk/ceLogon.aspx?page=Gilts/Overseas_Holdings&rptCode=D5N

Index-linked gilts

Index-linked gilts in issue

<http://www.dmo.gov.uk/ceLogon.aspx?page=D1D&rptcode=D1D>

Published cash flows

http://www.dmo.gov.uk/ceLogon.aspx?page=Nominal_IL&rptCode=D5I

Daily index ratios

<http://www.dmo.gov.uk/ceLogon.aspx?page=D10C&rptcode=D10C>

Money markets

Treasury bill prices

http://www.dmo.gov.uk/ceLogon.aspx?page=tbills/Daily_Prices_Yields&rptCode=D3A

Summary of Treasury bill tender results

http://www.dmo.gov.uk/index.aspx?page=tbills/tbill_tenders

Treasury bill issuance history

http://www.dmo.gov.uk/ceLogon.aspx?page=tbills/Portfolio_Composition&rptcode=D2.2G

National Loan Guarantee Scheme

<http://www.dmo.gov.uk/index.aspx?page=CGS/NLGS2012>

Key documents

Historical copies of the Quarterly Review

http://www.dmo.gov.uk/index.aspx?page=publications/Quarterly_Reviews

Historical copies of the Annual Review

http://www.dmo.gov.uk/index.aspx?page=publications/Annual_Reviews

DMO website: Useful links

Operational Notice – Gilt market

http://www.dmo.gov.uk/documentview.aspx?docname=publications/operationalrules/Opnot20150401.pdf&page=operational_rules/Document

Operational Notice – Cash market

http://www.dmo.gov.uk/documentview.aspx?docname=publications/moneymarkets/cmopnot310314.pdf&page=money_markets/publication

Guidebook – GEMMs

<http://www.dmo.gov.uk/documentview.aspx?docname=publications/operationalrules/guidebook20150401.pdf>

Debt & Reserves Management Report 2015-16

http://www.dmo.gov.uk/documentview.aspx?docname=remit/dmr1516.pdf&page=Remit/full_details

DMO Financing Remit 2015-16

<http://www.dmo.gov.uk/docs/remit/sa080715.pdf>

Information Memorandum

http://www.dmo.gov.uk/documentview.aspx?docname=publications/operationalrules/infmemadd220813.pdf&page=operational_rules/Document

Gilt prospectuses

<http://www.dmo.gov.uk/ceLogon.aspx?page=Prospectuses&rptcode=D8E>

Formulae for calculating gilt price from yields

<http://www.dmo.gov.uk/documentview.aspx?docname=/giltsmarket/formulae/yldeqns.pdf&page=Gilts/Formulae>

Public Works Loan Board (PWLB)

<http://www.dmo.gov.uk/index.aspx?page=PWLB/Introduction>