

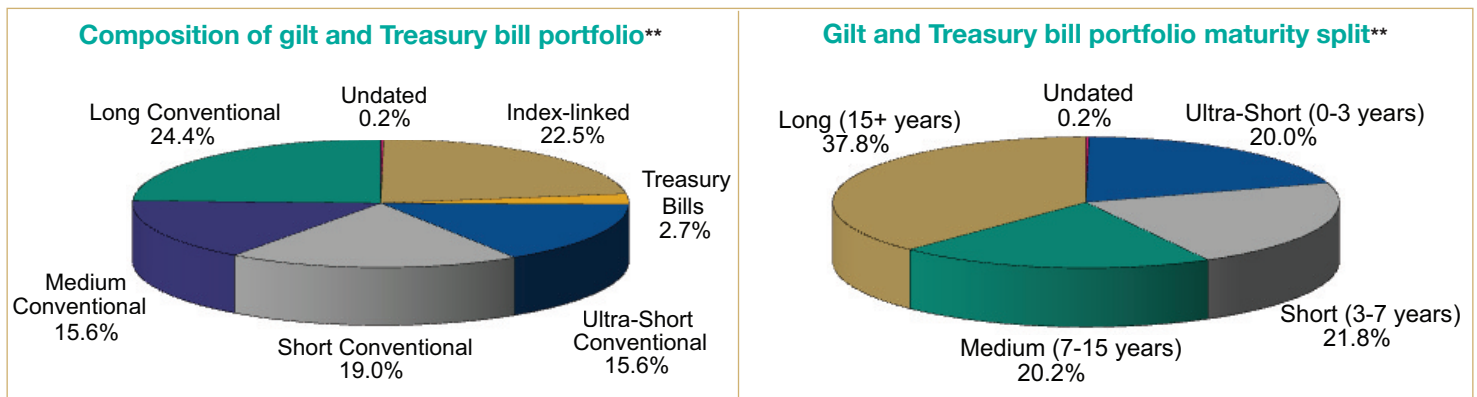


Quarterly REVIEW

Details of the Gilt and Treasury bill portfolio at 31 December 2013

Portfolio summary statistics	30 September 2013		31 December 2013	
	Gross	Net*	Gross	Net*
Nominal value of the gilt and Treasury bill portfolio - including inflation uplift	£1,368.45bn	£1,246.72bn	£1,402.64bn	£1,280.75bn
Nominal value of the gilt portfolio - including inflation uplift	£1,323.65bn	£1,201.92bn	£1,365.21bn	£1,243.31bn
<ul style="list-style-type: none"> Conventional gilts - inc. undated gilts Index-linked gilts 	£1,016.20bn £307.45bn	£904.84bn £297.09bn	£1,050.21bn £315.00bn	£938.83bn £304.48bn
Market value of the gilt and Treasury bill portfolio - including inflation uplift	£1,557.84bn	£1,412.60bn	£1,562.25bn	£1,420.49bn
Market value of the gilt portfolio	£1,513.07bn	£1,367.84bn	£1,524.84bn	£1,383.09bn
<ul style="list-style-type: none"> Conventional gilts - inc. undated gilts Index-linked gilts 	£1,139.89bn £373.19bn	£1,008.08bn £359.76bn	£1,151.20bn £373.64bn	£1,022.72bn £360.37bn
Market value weighted average portfolio yield:				
<ul style="list-style-type: none"> Conventional gilts - inc. undated gilts Index-linked gilts 	2.18% -0.33%	2.16% -0.32%	2.41% -0.20%	2.39% -0.19%
Market value weighted average portfolio maturity - inc. TBills:	14.88 years	14.94 years	14.72 years	14.80 years
Market value weighted average portfolio maturity - exc. TBills:	15.31 years	15.43 years	15.07 years	15.19 years
<ul style="list-style-type: none"> Conventional gilts - exc. undated gilts Index-linked gilts 	13.50 years 20.84 years	13.36 years 21.19 years	13.25 years 20.68 years	13.13 years 21.02 years
Market value weighted average portfolio modified duration:				
<ul style="list-style-type: none"> Conventional gilts - inc. undated gilts Index-linked gilts 	8.94 years 18.94 years	8.86 years 19.31 years	8.69 years 18.81 years	8.62 years 19.15 years

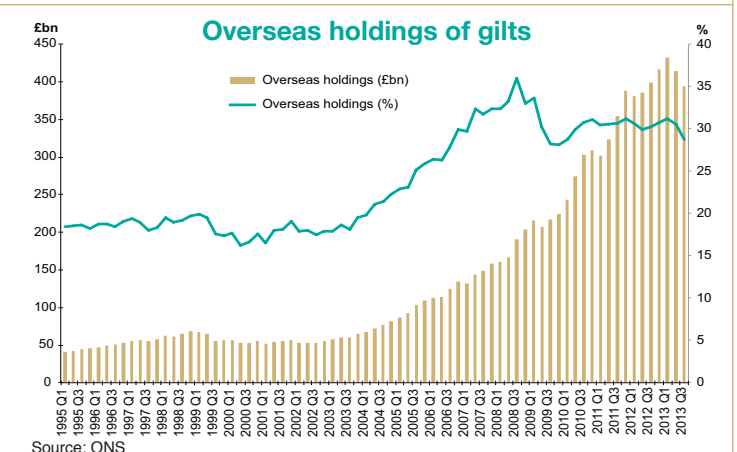
*The 'Net' holdings category excludes gilts held by the DMO.



Distribution of gilt holdings at 30 September 2013 (based on market values)

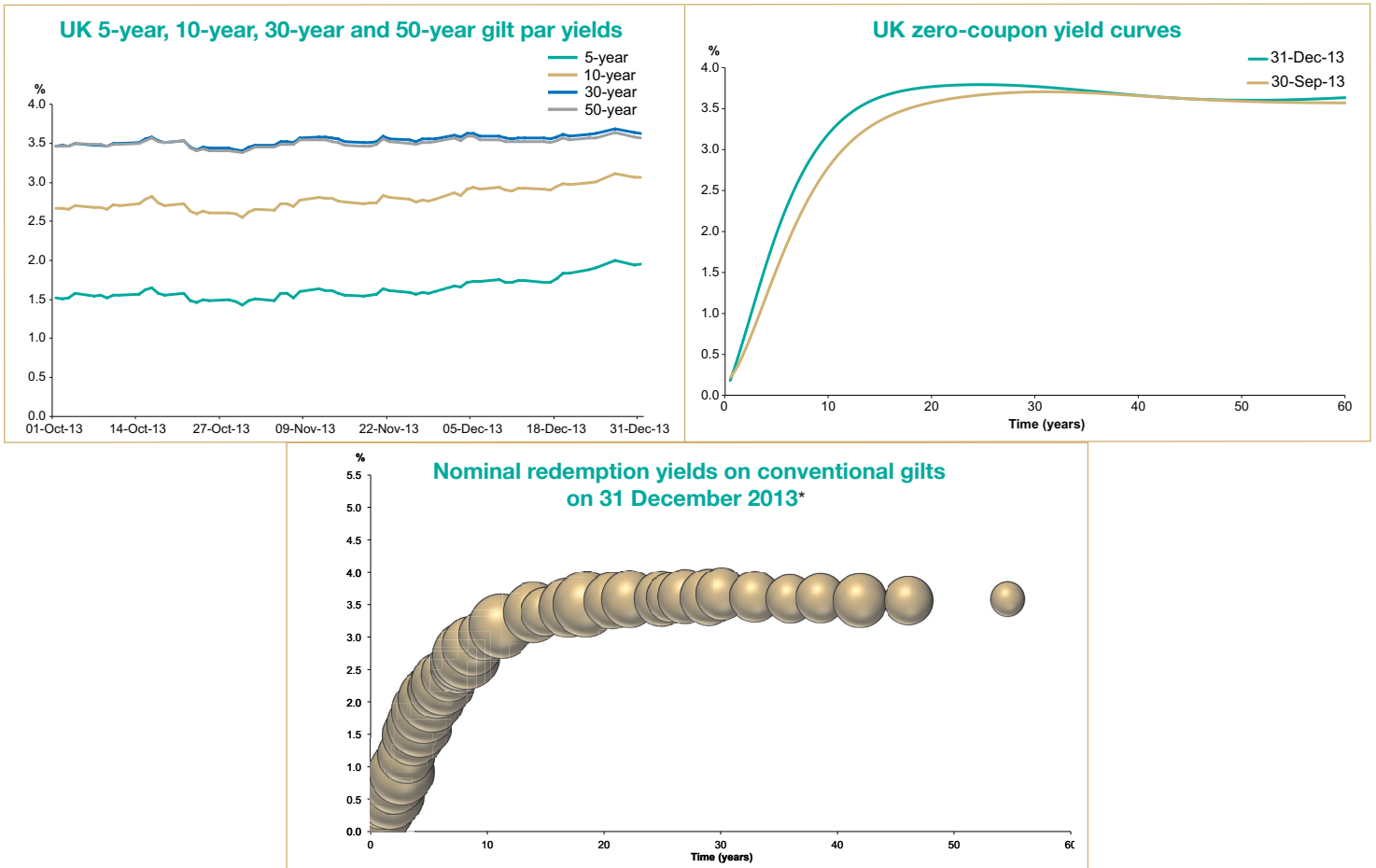
(£millions)	at end	Q2 2013	Q3 2013
Overseas		414,267	393,937
Bank of England (Asset Purchase Facility)		378,293	373,561
Insurance companies and pension funds		361,308	370,127
Monetary Financial Institutions*		113,576	122,608
Other financial institutions and other		76,439	90,991
Households		11,198	14,406
Local authorities and public corporations		1,921	2,212
TOTAL		1,357,002	1,367,842

Source: ONS & BoE. These figures can be revised retrospectively.
Monetary Financial Institutions replaced the 'Banks' and 'Building societies' categories in January 2011, and excludes BoE holdings



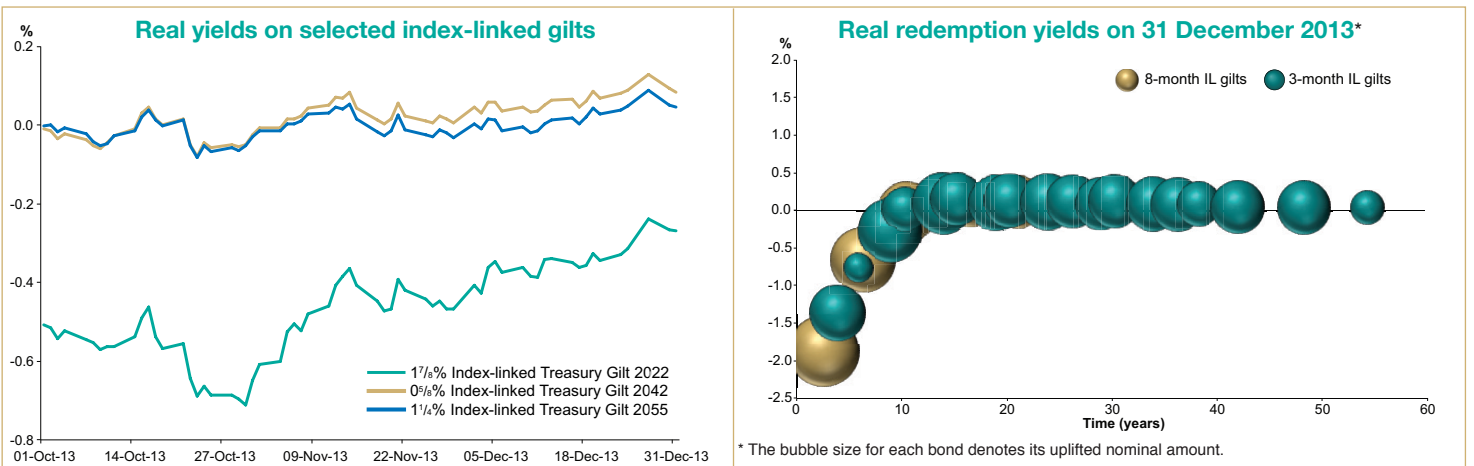
** These are based on uplifted nominal values. Figures in the pie charts may not sum due to rounding.

Conventional gilts

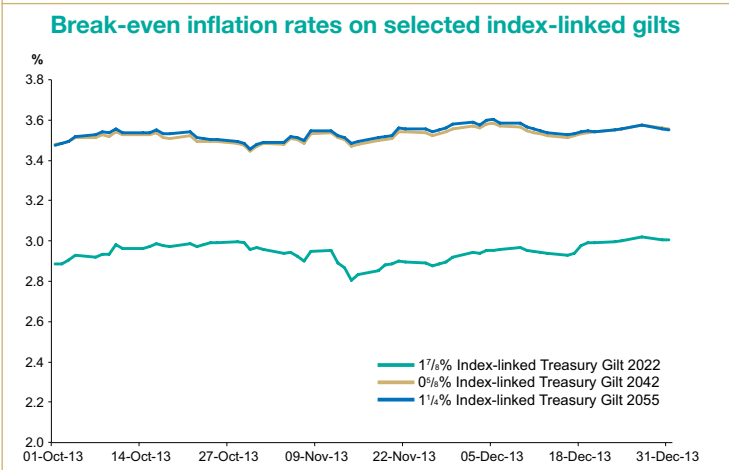


* The bubble size for each bond denotes its nominal amount. Rump gilts are not displayed in this chart.

Index-linked gilts



* The bubble size for each bond denotes its uplifted nominal amount.



Projected redemption values of index-linked gilts based on average inflation of 2½% and 3% per annum

Gilt Name	Inflation Assumptions	
	2.50%	3.00%
2½% Index-linked Treasury Stock 2016	324.50	327.67
1¼% Index-linked Treasury Gilt 2017	142.96	145.64
0½% Index-linked Treasury Gilt 2019	116.48	119.82
2½% Index-linked Treasury Stock 2020	350.22	360.15
1½% Index-linked Treasury Gilt 2022	152.38	159.05
0½% Index-linked Treasury Gilt 2024	133.59	140.35
2½% Index-linked Treasury Stock 2024	330.41	346.89
1¼% Index-linked Treasury Gilt 2027	182.71	195.41
0½% Index-linked Treasury Gilt 2029	154.34	166.14
4½% Index-linked Treasury Stock 2030	277.01	299.44
1¼% Index-linked Treasury Gilt 2032	184.78	202.50
0¾% Index-linked Treasury Gilt 2034	178.53	196.93
2% Index-linked Treasury Stock 2035	240.91	266.19
1½% Index-linked Treasury Gilt 2037	224.47	252.06
0¾% Index-linked Treasury Gilt 2040	222.09	252.24
0¾% Index-linked Treasury Gilt 2042	241.77	278.17
0¾% Index-linked Treasury Gilt 2044	218.97	253.58
0¾% Index-linked Treasury Gilt 2047	279.74	329.80
0¼% Index-linked Treasury Gilt 2050	288.50	344.00
0¼% Index-linked Treasury Gilt 2052	267.24	321.78
1¼% Index-linked Treasury Gilt 2055	368.49	451.69
0¾% Index-linked Treasury Gilt 2062	351.17	443.92
0¼% Index-linked Treasury Gilt 2068	384.67	500.70

Data extracted from www.dmo.gov.uk report D9C on: 13/01/2014

Gilt market flows (£mn)

	Gross gilt issuance (cash)	Redemptions	Coupons*	Net financing from gilts after redemptions and coupons
Jul-12	18,236	0	-2,411	15,825
Aug-12	10,106	-191	-738	9,177
Sep-12	16,486	0	-10,721	5,765
Oct-12	18,588	0	-243	18,345
Nov-12	14,832	0	-744	14,088
Dec-12	4,748	0	-6,937	-2,189
Jan-13	13,097	0	-2,516	10,581
Feb-13	12,043	0	-739	11,304
Mar-13	8,423	-29,845	-11,520	-32,942
Apr-13	10,303	-	-246	10,057
May-13	11,283	-	-731	10,552
Jun-13	17,780	-	-6,974	10,806
Jul-13	11,922	-	-2,841	9,081
Aug-13	11,104	-11,780	-744	-1,420
Sep-13	18,284	-5,794	-10,857	1,633
Oct-13	15,707	-	-250	15,457
Nov-13	15,399	-	-630	14,769
Dec-13	7,481	-15	-7,022	444
Jan-14	11,943	-	-3,320	8,623
Feb-14	-	-	-480	-
Mar-14	-	-33,866	-10,687	-

Figures may not sum due to rounding.

*Coupon flow numbers are for the stock of debt outstanding at end-quarter. Redemption figures are net of official holdings.

2012-13 and 2013-14 financing requirements

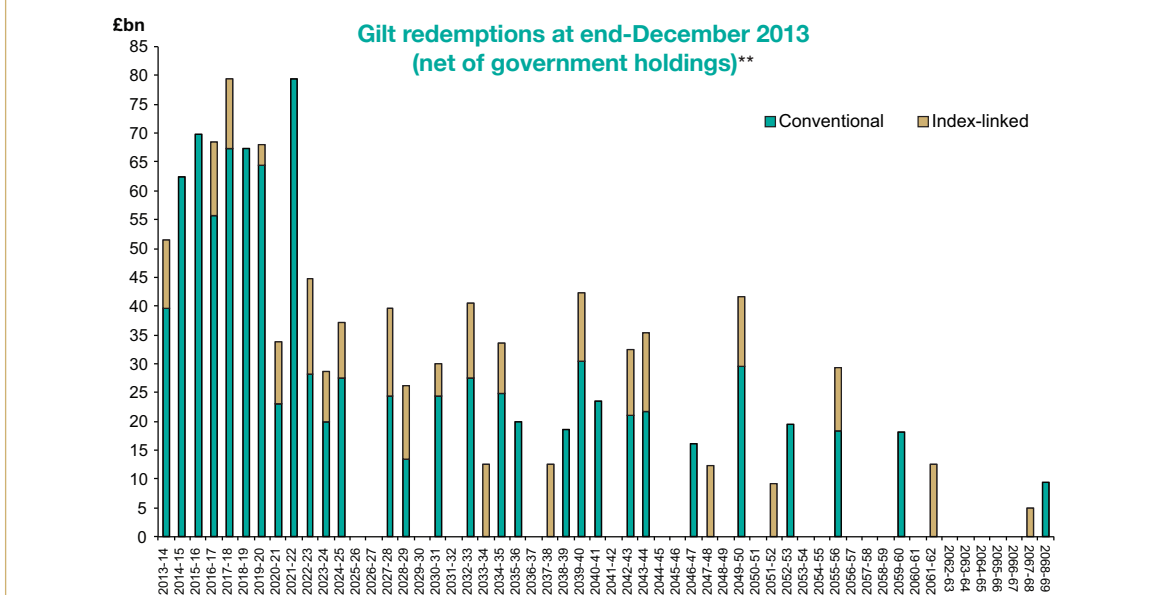
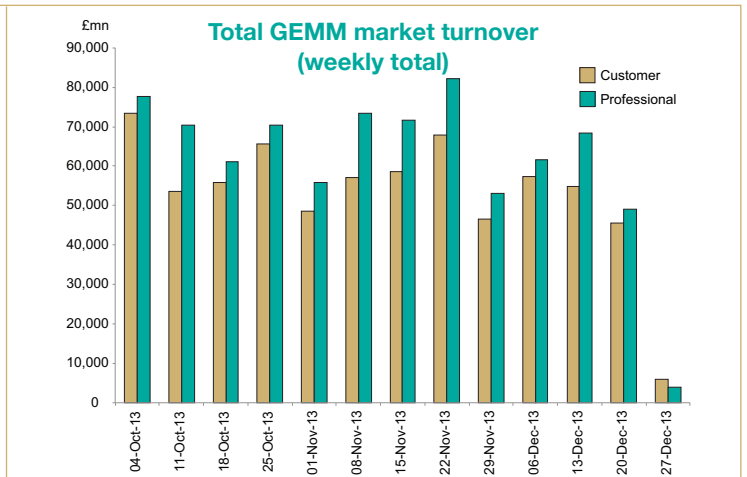
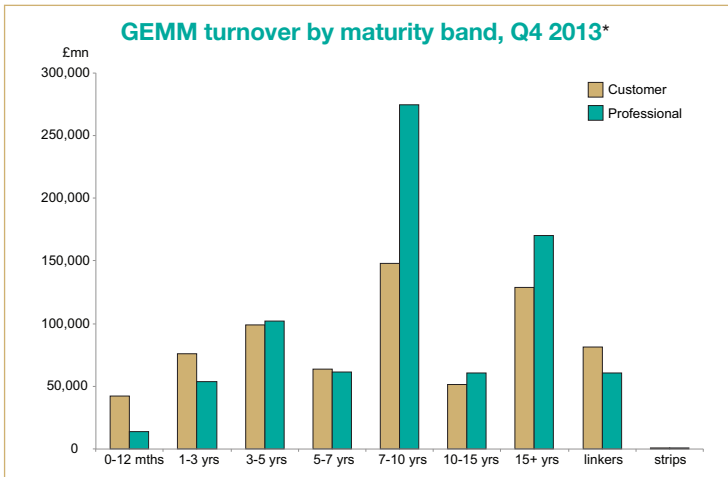
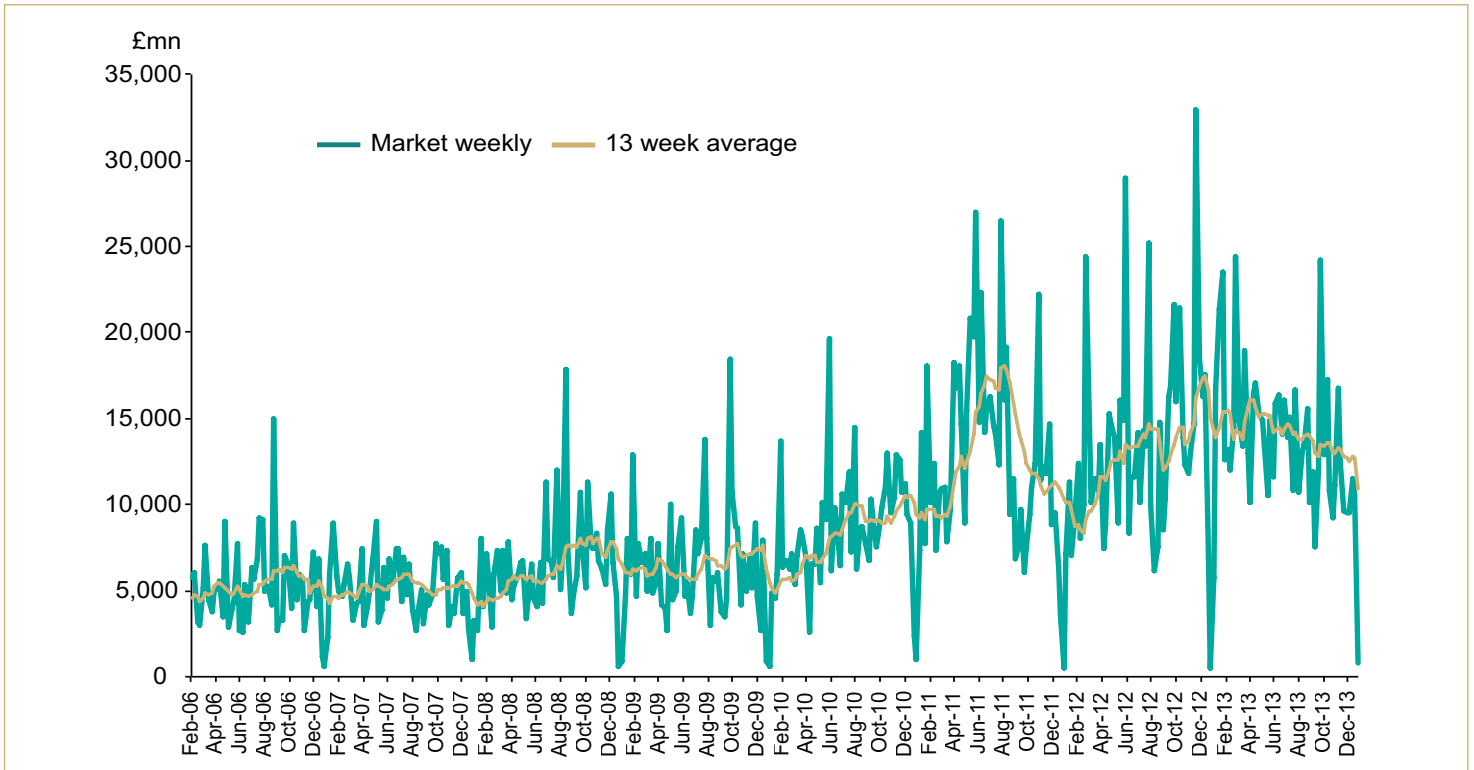
(£bn)	2012-13 (Outturn)	2013-14*	2013-14 Autumn Statement
Central Government Net Cash Requirement (CGNCR) forecast	112.2	111.0**	99.0**
Adjustment for NRAM and B&B**	-2.7	-	-
Gilt Redemptions	52.9	51.5	51.5
Financing for the Official Reserves	6.0	6.0	6.0
Debt buy-backs	0.0	0.0	0.0
Planned short-term financing adjustment	-17.2	0.0	0.0
Gross financing requirement	151.3	168.5	156.5
Less			
Contribution from National Savings & Investments	-0.7	0.0	3.5
Net financing requirement	151.9	168.5	153.0
Gilt sales planned during the year	165.1	155.7	153.7
Change in planned Treasury bill stock	-13.2	12.8	-0.7
Change in Ways and Means	0.4	0.4	0.4
DMO net cash position at end of financial year	0.5	0.5	0.5

Figures may not sum due to rounding.

*as updated on 23 April 2013.

**Northern Rock Asset Management (NRAM) and Bradford and Bingley (B&B) **CGNCR forecast excludes the adjustment for NRAM and B&B.

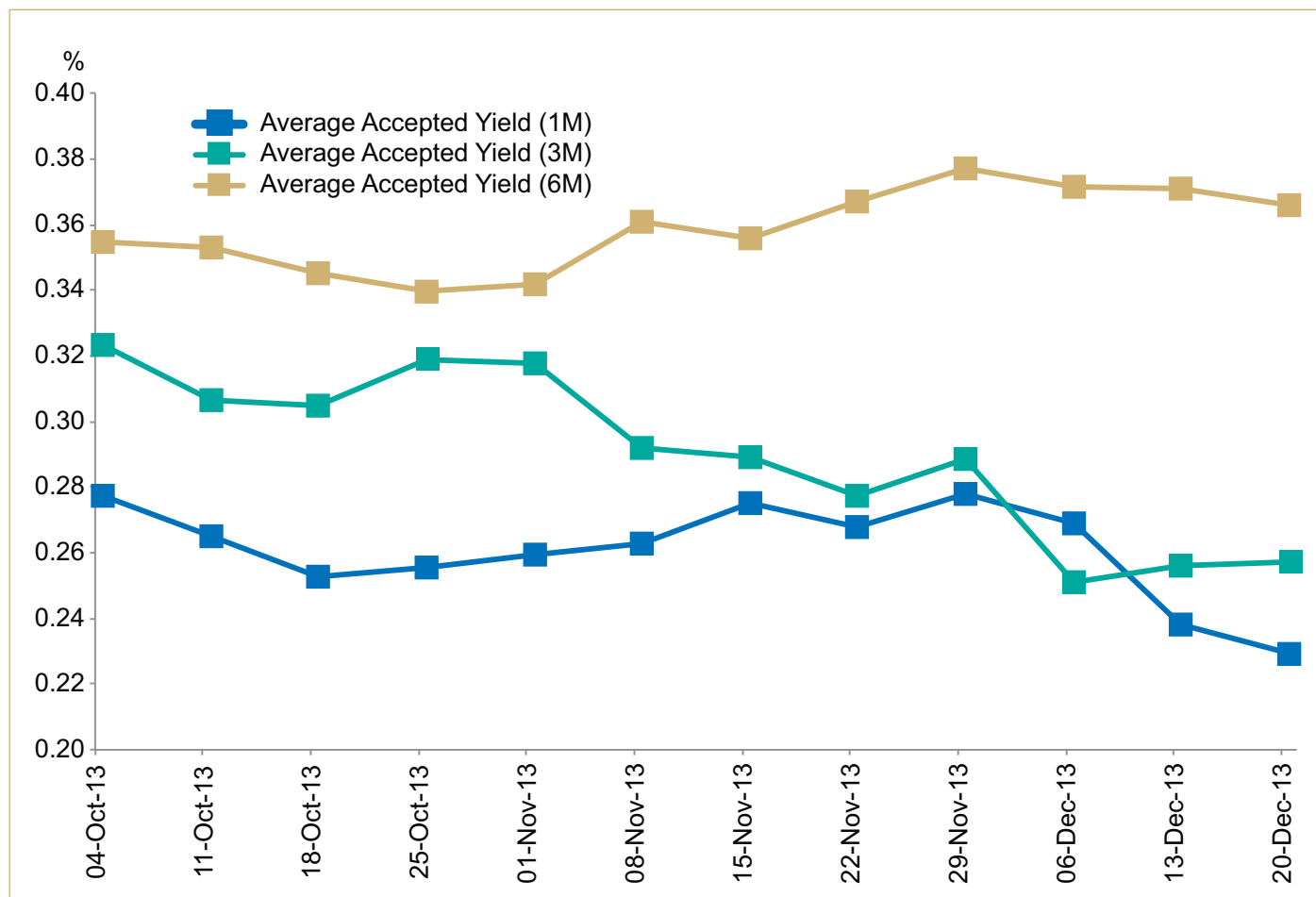
Index-linked gilt market turnover 2006-2013



*Professional turnover is defined as turnover with counterparties who are Broker Dealers (BDs), other Gilt-edged Market Makers (GEMMs), DMO or Bank of England. Customers are all others (including businesses with related entities).

** The redemption totals for index-linked gilts in this chart do not reflect the full value of inflation uplift. They are calculated in a way consistent with the formulation of the Government's financing requirement i.e. that part of the accrued inflation uplift on any redeeming gilts that represents the return to investors is included in the CGNCR in that redemption year, and the remainder is included in the redemption total for the year in which the relevant gilts redeem. 'Government holdings' is defined as gilts held by the DMO.

Treasury bill tender results October – December 2013



*There was no Treasury bill tender held on 27 December 2013.

Contacts

Team	Telephone No.	Email
Policy Team	020 7862 6532	policy@dmo.gsi.gov.uk
Markets Team	020 7862 6517	markets@dmo.gsi.gov.uk
Research Team	020 7862 6516	research@dmo.gsi.gov.uk
Press Office	020 7862 6532	pressofficer@dmo.gsi.gov.uk
Web Team	020 7862 6594	webstrategy@dmo.gsi.gov.uk
Public Works Loan Board	020 7862 6610	pwlb@dmo.gsi.gov.uk

Updated data, press releases and other information are available on the DMO website at www.dmo.gov.uk. Please send any queries to one of the email addresses above.

DMO Website: Useful Website Links

What's New

http://www.dmo.gov.uk/ceLogon.aspx?page=Press_New&rptcode=D8D

Events calendar

http://www.dmo.gov.uk/ceLogon.aspx?page=Events_Calendar&rptCode=D5J

Gilt market

Gilt prices page

http://www.dmo.gov.uk/index.aspx?page=Gilts/Daily_Prices

Gilts in issue

http://www.dmo.gov.uk/index.aspx?page=Gilts/Gilts_In_Issue

Summary of results from all DMO gilt operations

http://www.dmo.gov.uk/ceLogon.aspx?page=Summary_of_results&rptCode=D2.1prof7

Cash sales versus the remit (updated after each operation)

<http://www.dmo.gov.uk/index.aspx?page=Remit/Information>

Gilt issuance history

http://www.dmo.gov.uk/index.aspx?page=Gilts/Gilts_In_Issue

Overseas holdings data

http://www.dmo.gov.uk/ceLogon.aspx?page=Gilts/Overseas_Holdings&rptCode=D5N

Index-linked gilts

Index-linked gilts in issue

<http://www.dmo.gov.uk/reportView.aspx?rptCode=D1D&rptName=75321885&reportpage=D1D>

Published cash flows

http://www.dmo.gov.uk/ceLogon.aspx?page=Nominal_IL&rptCode=D5I

Daily index ratios

<http://www.dmo.gov.uk/ceLogon.aspx?page=D10C&rptcode=D10C>

Money markets

Treasury bill prices

http://www.dmo.gov.uk/ceLogon.aspx?page=tbills/Daily_Prices_Yields&rptCode=D3A

Summary of Treasury bills tender results

http://www.dmo.gov.uk/index.aspx?page=tbills/tbill_tenders

Treasury bill issuance history

http://www.dmo.gov.uk/ceLogon.aspx?page=tbills/Portfolio_Composition&rptcode=D2.2G

Guarantee schemes

<http://www.dmo.gov.uk/index.aspx?page=CGS/CGSIntro>

Key documents

Historical copies of the Quarterly Review

http://www.dmo.gov.uk/index.aspx?page=publications/Quarterly_Reviews

Historical copies of the Annual Review

http://www.dmo.gov.uk/index.aspx?page=publications/Annual_Reviews

DMO Website: Useful Website Links

Operational Notice – Gilt market

http://www.dmo.gov.uk/documentview.aspx?docname=publications/operationalrules/Opnot20130125.pdf&page=operational_rules/Document

Operational Notice – Cash market

http://www.dmo.gov.uk/documentview.aspx?docname=publications/moneymarkets/cmopnot180210.pdf&page=money_markets/publication

Guidebook – GEMMs

http://www.dmo.gov.uk/documentview.aspx?docname=publications/operationalrules/guidebook20130125.pdf&page=operational_rules/Document

Debt & Reserves Management Report 2013-14

http://www.dmo.gov.uk/documentview.aspx?docname=remit/drmr1314.pdf&page=Remit/full_details

DMO Financing Remit 2013-14

http://www.dmo.gov.uk/documentview.aspx?docname=remit/sa051213.pdf&page=Remit/full_details

Information Memorandum

http://www.dmo.gov.uk/documentview.aspx?docname=publications/operationalrules/infrmadd220813.pdf&page=operational_rules/Document

Gilt prospectuses

<http://www.dmo.gov.uk/ceLogon.aspx?page=Prospectuses&rptcode=D8E>

Formulae for calculating gilt price from yields

<http://www.dmo.gov.uk/documentview.aspx?docname=/giltsmarket/formulae/yldeqns.pdf&page=Gilts/Formulae>

Public Works Loan Board (PWLB)

<http://www.dmo.gov.uk/index.aspx?page=PWLB/Introduction>